


(I)(a) Statement showing Shareholding Pattern

Name of the Company: RANA SUGARS LIMITED		
Scrip Code: 507490	Name of the scrip : RANASUG	Class of security : Equity Shares
Quarter ended : 30 <sup>th</sup> September, 2014		


Partly paid-up shares:-	No. of partly paid-in shares	As a % of total no. of partly paid-up shares	As a % of total no. of shares of the Company
Held by promoter/ promoters group	--	--	--
Held by public	56700	100	0.04
Total	56700	100	0.04
Outstanding convertible Securities :-	No. of outstanding Securities	As a % of total No. of outstanding convertible securities	As a % of total No. of shares of the Company, assuming full conversion of the convertible securities
Held by promoter/ promoters group	--	--	--
Held by public	--	--	--
Total	--	--	--
Warrants :-	No. of warrants	As a % of total No. of Warrants	As a % of total No. of shares of the Company, assuming full conversion of warrants
Held by promoter/ promoters group	--	--	--
Held by public	--	--	--
Total	--	--	--
Total paid-up capital of the Company assuming full conversion of warrants and convertible securities	Rs.1,53,56,78,200/- (15,35,67,820 shares)		



Category code	Category of shareholder	Number of shareholders	Total number of shares	Number of shares held in dematerialized form	Total shareholding as a percentage of total number of shares		Shares pledged or otherwise encumbered	
					As a percentage of (A+B) <sup>1</sup>	As a percentage of (A+B+C)	Number of shares	As a percentage
(I)	(II)	(III)	(IV)	(V)	(VI)	(VII)	(VIII)	(IX)= (VIII)/ (IV)*100
(A)	Shareholding of Promoter and Promoter Group <sup>2</sup>							
(1)	Indian							
(a)	Individuals/ Hindu Undivided Family	8	34766079	34766079	22.64	22.64	--	--
(b)	Central Government/ State Government(s)	--	--	--	--	--	--	--
(c)	Bodies Corporate	--	--	--	--	--	--	--
(d)	Financial Institutions/ Banks	--	--	--	--	--	--	--
(e)	Any Other (specify)	--	--	--	--	--	--	--
	Sub-Total (A)(1)	8	34766079	34766079	22.64	22.64	--	--
(2)	Foreign							
(a)	Individuals (Non-Resident Individuals/ Foreign Individuals)	--	--	--	--	--	--	--
(b)	Bodies Corporate	--	--	--	--	--	--	--
(c)	Institutions	--	--	--	--	--	--	--
(d)	Qualified Foreign Investor	--	--	--	--	--	--	--
(e)	Any Other (specify)	--	--	--	--	--	--	--
	Sub-Total (A)(2)	--	--	--	--	--	--	--
	Total Shareholding of Promoter and Promoter Group (A)= (A)(1)+(A)(2)	8	34766079	34766079	22.64	22.64		
(B)	Public shareholding <sup>3</sup>						N.A.	N.A.
(1)	Institutions						N.A.	N.A.
(a)	Mutual Funds/ UTI	9	31400	100	0.02	0.02		
(b)	Financial Institutions/ Banks	2	446	346	0.00	0.00		
(c)	Central Government/ State Government(s)	1	2550000	--	1.66	1.66		

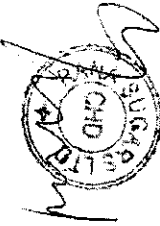


(d)	Venture Capital Funds	--	--	--	--	--		
(e)	Insurance Companies	--	--	--	--	--		
(f)	Foreign Institutional Investors	--	--	--	--	--		
(g)	Foreign Venture Capital Investors	--	--	--	--	--		
(h)	Qualified Foreign Investor	--	--	--	--	--		
(i)	Any Other (specify)	--	--	--	--	--		
	<b>Sub-Total (B)(1)</b>	<b>12</b>	<b>2581846</b>	<b>446</b>	<b>1.68</b>	<b>1.68</b>	--	--
(2)	<b>Non-institutions</b>						N.A.	N.A.
(a)	Bodies Corporate	886	12166437	12144537	7.92	7.92		
(b)	Individuals –	76250	64714483	62670982	42.14	42.14		
	i. Individual shareholders holding nominal share capital up to < Rs. 1 lakh.							
	ii. Individual shareholders holding nominal share capital in excess of Rs. 1 lakh.	1216	39338975	39299675	25.62	25.62		
(c)	Qualified Foreign Investor	--	--	--	--	--		
(d)	Any Other (Total)	--	--	--	--	--		
	<b>Sub-Total (B)(2)</b>	<b>78352</b>	<b>116219895</b>	<b>114115194</b>	<b>75.68</b>	<b>75.68</b>	--	--
	<b>Total Public Shareholding (B)= (B)(1)+(B)(2)</b>	<b>78364</b>	<b>118801741</b>	<b>114115640</b>	<b>77.36</b>	<b>77.36</b>	N.A.	N.A.
	<b>TOTAL (A)+(B)</b>	<b>78372</b>	<b>153567820</b>	<b>148881719</b>	<b>100.000</b>	<b>100.00</b>		
(C)	Shares held by Custodians and against which Depository Receipts have been issued				N.A.	--	N.A.	N.A.
(1)	Promoter and Promoter Group	--	--	--		--		
(2)	Public	--	--	--		--		
	<b>GRAND TOTAL (A)+(B)+(C)</b>	<b>78372</b>	<b>153567820</b>	<b>148881719</b>	<b>N.A.</b>	<b>100.00</b>		




(1)(b) Statement showing holding of securities (including shares, warrants, convertible securities) of persons belonging to the category "Promoter and Promoter Group"

Sr. No.	Name of the shareholder	PAN of the shareholder	Details of shares held			Encumbered shares(*)			Details of Warrants			Details of convertible securities		Total shares (including underlying shares assuming full conversion of warrants and convertible securities) as a % of diluted share capital
			No. of shares held	As a % of grand total (A)+(B)+(C)	No.	As a per - centage (VII)=(VI)/(IV)*100	As a % of grand total (A)+(B)+(C) of sub-clause (I)(a)	Number of warrants held	As a % total number of warrants of the same class	Number of convertible securities held	As a % total number of convertible securities of the same class			
(I)	(II)	(III)	(IV)	(V)	(VI)	(VII)	(VIII)	(IX)	(X)	(XI)	(XII)	(XIII)		
1.	MRS. RAJ BANIS KAUR	AMVVPK3864D	9570001	6.23	--	--	--	--	--	(XII)	--	6.23		
2.	MRS. SUKJINDIER KAUR	AMVVPK3867A	8500000	5.54	--	--	--	--	--	--	--	5.54		
3.	RANA VEER PRATAP SINGH	BAFPS9170M	3232856	2.11	--	--	--	--	--	--	--	2.11		
4.	RANA INDER PRATAP SINGH	AVNPS6106M	3154100	2.05	--	--	--	--	--	--	--	2.05		
5.	RANA KARAN PRATAP SINGH	BKYPS5096P	2906710	1.89	--	--	--	--	--	--	--	1.89		
6.	RANA PREET INDER SINGH	BKYPS5068K	2906710	1.89	--	--	--	--	--	--	--	1.89		
7.	RANA GURJEET SINGH	ADYPS5459E	2299141	1.50	--	--	--	--	--	--	--	1.50		
8.	RANA RANJIT SINGH	ADXPS5464N	2196561	1.43	--	--	--	--	--	--	--	1.43		
<b>TOTAL</b>			<b>34766079</b>	<b>22.64</b>	<b>--</b>	<b>--</b>	<b>--</b>	<b>--</b>	<b>--</b>	<b>--</b>	<b>--</b>	<b>22.64</b>		



(1)(c)(i) Statement showing holding of securities (including shares, warrants, convertible securities) of persons belonging to the category "Public" and holding more than 1% of the total number of shares

Sr. No.	Name of the shareholder	Number of shares held	Shares as a percentage of total number of shares i.e. Grand Total (A)+(B)+(C) indicated in Statement at para (1)(a) above}	Details of Warrants		Details of convertible securities		Total shares (including underlying shares assuming full conversion of warrants and convertible securities) as a % of diluted share capital
				Number of warrants held	As a % total number of warrants of the same class	Number of convertible securities held	% w.r.t. total number of convertible securities of the same class	
1.	PUNJAB ENERGY DEVELOPMENT AGENCY	2550000	1.66	--	--	--	--	1.66
<b>TOTAL</b>		<b>2550000</b>	<b>1.66</b>	<b>--</b>	<b>--</b>	<b>--</b>	<b>--</b>	<b>1.66</b>





(I)(d) Statement showing details of locked-in shares

Sr. No.	Name of the shareholder	PAN of the shareholder	Number of locked-in shares	Locked-in shares as a percentage of total number of shares {i.e., Grand Total (A)+(B)+(C) indicated in Statement at para (I)(a) above}	Promoter/ Promoter Group/ Public
1.	--	--	--	--	--
2.	--	--	--	--	--
<b>TOTAL</b>			--	--	

(II)(a) Statement showing details of Depository Receipts (DRs)

Sr. No.	Type of outstanding DR (ADRs, GDRs, SDRs, etc.)	Number of outstanding DRs	Number of shares underlying outstanding DRs	Shares underlying outstanding DRs as a percentage of total number of shares {i.e., Grand Total (A)+(B)+(C) indicated in Statement at para (I)(a) above}
--	--	--	--	--
<b>TOTAL</b>		--	--	--

(II)(b) Statement showing holding of Depository Receipts (DRs), where underlying shares held by 'Promoter/ Promoter Group' are in excess of 1% of the total number of shares

Sr. No.	Name of the DR Holder Type of outstanding DR (ADRs, GDRs, SDRs, etc.)	Number of shares underlying outstanding DRs	Shares underlying outstanding DRs as a percentage of total number of shares {i.e., Grand Total (A)+(B)+(C) indicated in Statement at para (I)(a) above}
--	--	--	--
<b>TOTAL</b>		--	--

