

FORM NO. MGT-7

[Pursuant to sub-Section(1) of section 92 of the Companies Act, 2013 and sub-rule (1) of rule 11of the Companies (Management and Administration) Rules, 2014]



सत्यमेव जयते

Annual Return

Form language English Hindi

Refer the instruction kit for filing the form.

I. REGISTRATION AND OTHER DETAILS

(i) * Corporate Identification Number (CIN) of the company

L15322CH1991PLC011537

Pre-fill

Global Location Number (GLN) of the company

* Permanent Account Number (PAN) of the company

AABCR6744C

(ii) (a) Name of the company

RANA SUGARS LIMITED

(b) Registered office address

SCO 49 50SECTOR 8 C
MADHYA MARG
CHANDIGARH
Chandigarh
160009



(c) *e-mail ID of the company

info@ranagroup.com

(d) *Telephone number with STD code

01722540007

(e) Website

www.ranasugars.com

(iii) Date of Incorporation

30/07/1991

(iv)	Type of the Company	Category of the Company	Sub-category of the Company
	Public Company	Company limited by shares	Indian Non-Government company

(v) Whether company is having share capital

Yes No

(vi) *Whether shares listed on recognized Stock Exchange(s)

Yes No

(a) Details of stock exchanges where shares are listed

S. No.	Stock Exchange Name	Code
1	National Stock Exchange of India	1
2	BSE Limited	1,024

(b) CIN of the Registrar and Transfer Agent

U74210DL1991PLC042569

Pre-fill

Name of the Registrar and Transfer Agent

ALANKIT ASSIGNMENTS LIMITED

Registered office address of the Registrar and Transfer Agents

205-208ANARKALI COMPLEX
JHANDEWALAN EXTENSION

(vii) *Financial year From date (DD/MM/YYYY) To date (DD/MM/YYYY)

(viii) *Whether Annual general meeting (AGM) held Yes No

(a) If yes, date of AGM

(b) Due date of AGM

(c) Whether any extension for AGM granted

Yes No

(f) Specify the reasons for not holding the same

AGM is scheduled to be held on Thursday 30th September, 2021 at 3:00 p.m. through Video Conferencing ("VC")/ Other Audio-Visual Means ("OAVM").

II. PRINCIPAL BUSINESS ACTIVITIES OF THE COMPANY

*Number of business activities

S.No	Main Activity group code	Description of Main Activity group	Business Activity Code	Description of Business Activity	% of turnover of the company
1	C	Manufacturing	C1	Food, beverages and tobacco products	94.41
2	D	Electricity, gas, steam and air condition supply	D1	Electric power generation, transmission and distribution	5.59

III. PARTICULARS OF HOLDING, SUBSIDIARY AND ASSOCIATE COMPANIES (INCLUDING JOINT VENTURES)

*No. of Companies for which information is to be given

Pre-fill All

S.No	Name of the company	CIN / FCRN	Holding/ Subsidiary/Associate/ Joint Venture	% of shares held
1				

IV. SHARE CAPITAL, DEBENTURES AND OTHER SECURITIES OF THE COMPANY

(i) *SHARE CAPITAL

(a) Equity share capital

Particulars	Authorised capital	Issued capital	Subscribed capital	Paid up capital
Total number of equity shares	160,000,000	153,567,820	153,567,820	153,567,820
Total amount of equity shares (in Rupees)	1,600,000,000	1,535,678,200	1,535,678,200	1,535,678,200

Number of classes

1

Class of Shares	Authorised capital	Issued capital	Subscribed capital	Paid up capital
Number of equity shares	160,000,000	153,567,820	153,567,820	153,567,820
Nominal value per share (in rupees)	10	10	10	10
Total amount of equity shares (in rupees)	1,600,000,000	1,535,678,200	1,535,678,200	1,535,678,200

(b) Preference share capital

Particulars	Authorised capital	Issued capital	Subscribed capital	Paid-up capital
Total number of preference shares	60,000,000	41,093,424	41,093,424	41,093,424
Total amount of preference shares (in rupees)	600,000,000	410,934,240	410,934,240	410,934,240

Number of classes

1

Class of shares	Authorised capital	Issued capital	Subscribed capital	Paid up capital
Number of preference shares	60,000,000	41,093,424	41,093,424	41,093,424
Nominal value per share (in rupees)	10	10	10	10
Total amount of preference shares (in rupees)	600,000,000	410,934,240	410,934,240	410,934,240

(c) Unclassified share capital

Particulars	Authorised Capital
Total amount of unclassified shares	0

(d) Break-up of paid-up share capital

Class of shares	Number of shares	Total nominal amount	Total Paid-up amount	Total premium
Equity shares				
At the beginning of the year	153,567,820	1,535,678,200	1,535,678,200	
Increase during the year	0	0	0	0
i. Public Issues	0	0	0	0
ii. Rights issue	0	0	0	0
iii. Bonus issue	0	0	0	0
iv. Private Placement/ Preferential allotment	0	0	0	0
v. ESOPs	0	0	0	0
vi. Sweat equity shares allotted	0	0	0	0
vii. Conversion of Preference share	0	0	0	0
viii. Conversion of Debentures	0	0	0	0
ix. GDRs/ADRs	0	0	0	0
x. Others, specify				
Decrease during the year	0	0	0	0
i. Buy-back of shares	0	0	0	0
ii. Shares forfeited	0	0	0	0
iii. Reduction of share capital	0	0	0	0
iv. Others, specify				
At the end of the year	153,567,820	1,535,678,200	1,535,678,200	
Preference shares				
At the beginning of the year	41,093,424	410,934,240	410,934,240	
Increase during the year	0	0	0	0
i. Issues of shares	0	0	0	0
ii. Re-issue of forfeited shares	0	0	0	0

iii. Others, specify				
Decrease during the year	0	0	0	0
i. Redemption of shares	0	0	0	0
ii. Shares forfeited	0	0	0	0
iii. Reduction of share capital	0	0	0	0
iv. Others, specify				
At the end of the year	41,093,424	410,934,240	410,934,240	

(ii) Details of stock split/consolidation during the year (for each class of shares)

0

Class of shares		(i)	(ii)	(iii)
Before split / Consolidation	Number of shares			
	Face value per share			
After split / Consolidation	Number of shares			
	Face value per share			

(iii) Details of shares/Debentures Transfers since closure date of last financial year (or in the case of the first return at any time since the incorporation of the company) *

Nil

[Details being provided in a CD/Digital Media]

Yes No Not Applicable

Separate sheet attached for details of transfers

Yes No

Note: In case list of transfer exceeds 10, option for submission as a separate sheet attachment or submission in a CD/Digital Media may be shown.

Date of the previous annual general meeting		<input type="text"/>	
Date of registration of transfer (Date Month Year)		<input type="text"/>	
Type of transfer	<input type="text"/>	1 - Equity, 2 - Preference Shares, 3 - Debentures, 4 - Stock	
Number of Shares/ Debentures/ Units Transferred	<input type="text"/>	Amount per Share/ Debenture/Unit (in Rs.)	<input type="text"/>

Ledger Folio of Transferor				<input type="text"/>		
Transferor's Name	<input type="text"/>		<input type="text"/>		<input type="text"/>	
	Surname		middle name		first name	
Ledger Folio of Transferee				<input type="text"/>		
Transferee's Name	<input type="text"/>		<input type="text"/>		<input type="text"/>	
	Surname		middle name		first name	

Date of registration of transfer (Date Month Year)				<input type="text"/>		
Type of transfer	<input type="text"/>		1 - Equity, 2- Preference Shares,3 - Debentures, 4 - Stock			
	Number of Shares/ Debentures/ Units Transferred		<input type="text"/>		Amount per Share/ Debenture/Unit (in Rs.)	
Ledger Folio of Transferor				<input type="text"/>		
Transferor's Name	<input type="text"/>		<input type="text"/>		<input type="text"/>	
	Surname		middle name		first name	
Ledger Folio of Transferee				<input type="text"/>		
Transferee's Name	<input type="text"/>		<input type="text"/>		<input type="text"/>	
	Surname		middle name		first name	

(iv) *Indebtedness including debentures (Outstanding as at the end of financial year)

Particulars	Number of units	Nominal value per unit	Total value
Non-convertible debentures	0	0	0
Partly convertible debentures	0	0	0
Fully convertible debentures	0	0	0
Secured Loans (including interest outstanding/accrued but not due for payment) excluding deposits			1,325,135,162
Unsecured Loans (including interest outstanding/accrued but not due for payment) excluding deposits			2,668,361,090
Deposit			0
Total			3,993,496,252

Details of debentures

Class of debentures	Outstanding as at the beginning of the year	Increase during the year	Decrease during the year	Outstanding as at the end of the year
Non-convertible debentures	0	0	0	0
Partly convertible debentures	0	0	0	0
Fully convertible debentures	0	0	0	0

(v) Securities (other than shares and debentures)

0

Type of Securities	Number of Securities	Nominal Value of each Unit	Total Nominal Value	Paid up Value of each Unit	Total Paid up Value
Total					

V. *Turnover and net worth of the company (as defined in the Companies Act, 2013)**(i) Turnover**

122,726,518,855

(ii) Net worth of the Company

3,630,783,593

VI. (a) *SHARE HOLDING PATTERN - Promoters

S. No.	Category	Equity	Preference
--------	----------	--------	------------

		Number of shares	Percentage	Number of shares	Percentage
1.	Individual/Hindu Undivided Family				
	(i) Indian	34,766,079	22.64	0	0
	(ii) Non-resident Indian (NRI)	0	0	0	0
	(iii) Foreign national (other than NRI)	0	0	0	0
2.	Government				
	(i) Central Government	0	0	0	0
	(ii) State Government	0	0	0	0
	(iii) Government companies	0	0	0	0
3.	Insurance companies	0	0	0	0
4.	Banks	0	0	0	0
5.	Financial institutions	0	0	0	0
6.	Foreign institutional investors	0	0	0	0
7.	Mutual funds	0	0	0	0
8.	Venture capital	0	0	0	0
9.	Body corporate (not mentioned above)	0	0	0	0
10.	Others	0	0	0	0
	Total	34,766,079	22.64	0	0

Total number of shareholders (promoters)

4

(b) *SHARE HOLDING PATTERN - Public/Other than promoters

S. No.	Category	Equity		Preference	
		Number of shares	Percentage	Number of shares	Percentage
1.	Individual/Hindu Undivided Family				
	(i) Indian	103,580,878	67.45	0	0
	(ii) Non-resident Indian (NRI)	3,621,213	2.36	0	0
	(iii) Foreign national (other than NRI)	0	0	0	0

2.	Government				
	(i) Central Government	100	0	0	0
	(ii) State Government	2,550,000	1.66	0	0
	(iii) Government companies	0	0	0	0
3.	Insurance companies	0	0	0	0
4.	Banks	29,826	0.02	0	0
5.	Financial institutions	0	0	0	0
6.	Foreign institutional investors	0	0	0	0
7.	Mutual funds	100	0	0	0
8.	Venture capital	0	0	0	0
9.	Body corporate (not mentioned above)	5,218,000	3.4	41,093,424	100
10.	Others Foreign Portfolio Investor 1 +	3,801,624	2.48	0	0
	Total	118,801,741	77.37	41,093,424	100

Total number of shareholders (other than promoters)

66,452

**Total number of shareholders (Promoters+Public/
Other than promoters)**

66,456

**VII. *NUMBER OF PROMOTERS, MEMBERS, DEBENTURE HOLDERS
(Details, Promoters, Members (other than promoters), Debenture holders)**

Details	At the beginning of the year	At the end of the year
Promoters	4	4
Members (other than promoters)	66,894	66,452
Debenture holders	0	0

VIII. DETAILS OF DIRECTORS AND KEY MANAGERIAL PERSONNEL

(A) *Composition of Board of Directors






Category	Number of directors at the beginning of the year		Number of directors at the end of the year		Percentage of shares held by directors as at the end of year	
	Executive	Non-executive	Executive	Non-executive	Executive	Non-executive

A. Promoter	1	2	1	2	11.67	5.43
B. Non-Promoter	0	3	0	3	0	0
(i) Non-Independent	0	0	0	0	0	0
(ii) Independent	0	3	0	3	0	0
C. Nominee Directors representing	0	0	0	0	0	0
(i) Banks & FIs	0	0	0	0	0	0
(ii) Investing institutions	0	0	0	0	0	0
(iii) Government	0	0	0	0	0	0
(iv) Small share holders	0	0	0	0	0	0
(v) Others	0	0	0	0	0	0
Total	1	5	1	5	11.67	5.43

Number of Directors and Key managerial personnel (who is not director) as on the financial year end date

8

(B) (i) *Details of directors and Key managerial personnel as on the closure of financial year

Name	DIN/PAN	Designation	Number of equity share(s) held	Date of cessation (after closure of financial year : If any)
RANA INDER PRATAP 	00075107	Managing Director	17,929,952	
RANA RANJIT SINGH	00076770	Director	2,196,561	
RANA VEER PRATAP 	00076808	Director	6,139,566	
SHRI SHIVAVTAR SINGH 	00714772	Director	0	
SHRI BALJIT SINGH	00074716	Director	0	22/06/2021
MRS. NAVPREET KAUR 	07144566	Director	0	
SHRI MANMOHAN KUMAR 	ABKPR7883H	Company Secretary	0	
SHRI GAURAV GARG	AHIPG0976C	CFO	0	

(ii) Particulars of change in director(s) and Key managerial personnel during the year

2

Name	DIN/PAN	Designation at the beginning / during the financial year	Date of appointment/ change in designation/ cessation	Nature of change (Appointment/ Change in designation/ Cessation)
SHRI R S BALASUBRA	ADKPR5751N	CFO	10/11/2020	CESSATION
SHRI GAURAV GARG	AHIPG0976C	CFO	09/02/2021	APPOINTMENT

IX. MEETINGS OF MEMBERS/CLASS OF MEMBERS/BOARD/COMMITTEES OF THE BOARD OF DIRECTORS

A. MEMBERS/CLASS /REQUISITIONED/NCLT/COURT CONVENED MEETINGS

Number of meetings held

1

Type of meeting	Date of meeting	Total Number of Members entitled to attend meeting	Attendance	
			Number of members attended	% of total shareholding
ANNUAL GENERAL MEETI	30/09/2020	66,898	33	22.88

B. BOARD MEETINGS

*Number of meetings held

4

S. No.	Date of meeting	Total Number of directors associated as on the date of meeting	Attendance	
			Number of directors attended	% of attendance
1	31/07/2020	6	4	66.67
2	28/08/2020	6	3	50
3	12/11/2020	6	4	66.67
4	09/02/2021	6	5	83.33

C. COMMITTEE MEETINGS

Number of meetings held

8

S. No.	Type of meeting	Date of meeting	Total Number of Members as on the date of the meeting	Attendance	
				Number of members attended	% of attendance
1	AUDIT COMM	31/07/2020	3	2	66.67
2	AUDIT COMM	28/08/2020	3	2	66.67
3	AUDIT COMM	12/11/2020	3	2	66.67
4	AUDIT COMM	09/02/2021	3	2	66.67

S. No.	Type of meeting	Date of meeting	Total Number of Members as on the date of the meeting	Attendance	
				Number of members attended	% of attendance
5	NOMINATION	09/11/2020	3	2	66.67
6	NOMINATION	06/02/2021	3	2	66.67
7	STAKEHOLDER	30/12/2020	3	2	66.67
8	STAKEHOLDER	30/03/2021	3	2	66.67

D. *ATTENDANCE OF DIRECTORS

S. No.	Name of the director	Board Meetings			Committee Meetings			Whether attended AGM held on
		Number of Meetings which director was entitled to attend	Number of Meetings attended	% of attendance	Number of Meetings which director was entitled to attend	Number of Meetings attended	% of attendance	
1	RANA INDER	4	4	100	0	0	0	
2	RANA RANJIT	4	1	25	0	0	0	
3	RANA VEER P	4	3	75	4	4	100	
4	SHRI SHIVAV	4	1	25	8	3	37.5	
5	SHRI BALJIT	4	3	75	8	5	62.5	
6	MRS. NAVPR	4	4	100	4	4	100	

X. *REMUNERATION OF DIRECTORS AND KEY MANAGERIAL PERSONNEL

Nil

Number of Managing Director, Whole-time Directors and/or Manager whose remuneration details to be entered

0

S. No.	Name	Designation	Gross Salary	Commission	Stock Option/Sweat equity	Others	Total Amount
1							0
	Total						

Number of CEO, CFO and Company secretary whose remuneration details to be entered

3

S. No.	Name	Designation	Gross Salary	Commission	Stock Option/Sweat equity	Others	Total Amount
1	SHRI GAURAV GA	CHIEF FINANCIAL	292,972				292,972

S. No.	Name	Designation	Gross Salary	Commission	Stock Option/ Sweat equity	Others	Total Amount
2	SHRI MANMOHAN	COMPANY SEC	2,209,908				2,209,908
3	SHRI R S BALASU	CHIEF FINANCI	4,704,755				4,704,755
	Total		7,207,635	0			7,207,635

Number of other directors whose remuneration details to be entered

3

S. No.	Name	Designation	Gross Salary	Commission	Stock Option/ Sweat equity	Others	Total Amount
1	SHRI SHIVAVTAR	DIRECTOR	0	0	0	10,000	10,000
2	SHRI BALJIT SING	DIRECTOR	0	0	0	30,000	30,000
3	MRS. NAVPREET K	DIRECTOR	0	0	0	40,000	40,000
	Total		0	0	0	80,000	80,000

XI. MATTERS RELATED TO CERTIFICATION OF COMPLIANCES AND DISCLOSURES

* A. Whether the company has made compliances and disclosures in respect of applicable provisions of the Companies Act, 2013 during the year Yes No

B. If No, give reasons/observations

XII. PENALTY AND PUNISHMENT - DETAILS THEREOF

(A) DETAILS OF PENALTIES / PUNISHMENT IMPOSED ON COMPANY/DIRECTORS /OFFICERS Nil

Name of the company/ directors/ officers	Name of the court/ concerned Authority	Date of Order	Name of the Act and section under which penalised / punished	Details of penalty/ punishment	Details of appeal (if any) including present status

(B) DETAILS OF COMPOUNDING OF OFFENCES Nil

Name of the company/ directors/ officers	Name of the court/ concerned Authority	Date of Order	Name of the Act and section under which offence committed	Particulars of offence	Amount of compounding (in Rupees)

XIII. Whether complete list of shareholders, debenture holders has been enclosed as an attachment

Yes No

(In case of 'No', submit the details separately through the method specified in instruction kit)

XIV. COMPLIANCE OF SUB-SECTION (2) OF SECTION 92, IN CASE OF LISTED COMPANIES

In case of a listed company or a company having paid up share capital of Ten Crore rupees or more or turnover of Fifty Crore rupees or more, details of company secretary in whole time practice certifying the annual return in Form MGT-8.

Name

AJAY K ARORA

Whether associate or fellow

Associate Fellow

Certificate of practice number

993

I/We certify that:

(a) The return states the facts, as they stood on the date of the closure of the financial year aforesaid correctly and adequately.

(b) Unless otherwise expressly stated to the contrary elsewhere in this Return, the Company has complied with all the provisions of the Act during the financial year.

Declaration

I am Authorised by the Board of Directors of the company vide resolution no. ... dated

(DD/MM/YYYY) to sign this form and declare that all the requirements of the Companies Act, 2013 and the rules made thereunder in respect of the subject matter of this form and matters incidental thereto have been complied with. I further declare that:

1. Whatever is stated in this form and in the attachments thereto is true, correct and complete and no information material to the subject matter of this form has been suppressed or concealed and is as per the original records maintained by the company.
2. All the required attachments have been completely and legibly attached to this form.

Note: Attention is also drawn to the provisions of Section 447, section 448 and 449 of the Companies Act, 2013 which provide for punishment for fraud, punishment for false statement and punishment for false evidence respectively.

To be digitally signed by

Director

DIN of the director

00075107

To be digitally signed by

Company Secretary

Company secretary in practice

Membership number

2605

Certificate of practice number

Attachments

- 1. List of share holders, debenture holders
- 2. Approval letter for extension of AGM;
- 3. Copy of MGT-8;
- 4. Optional Attachment(s), if any

Attach
Attach
Attach
Attach

List of attachments

--

Remove attachment

Modify

Check Form

Prescrutiny

Submit

This eForm has been taken on file maintained by the Registrar of Companies through electronic mode and on the basis of statement of correctness given by the company